

Preliminary Report of Microtremor Measurement on Tlatelolco, Zacatecas

Date of measurement : November 19th, 2000



Fig.1 External appearance of measured building

- Fourier Spectrum of Each Floor-

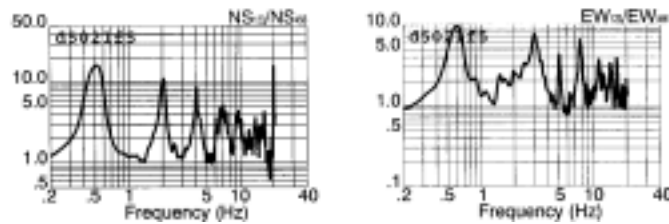
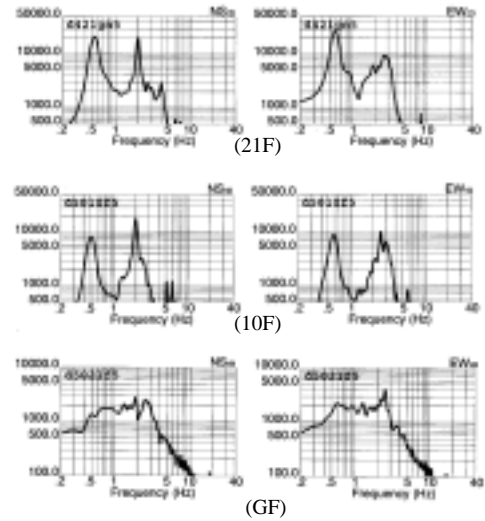


Fig.2 Estimated quasi-transfer spectrum of center point on the roof

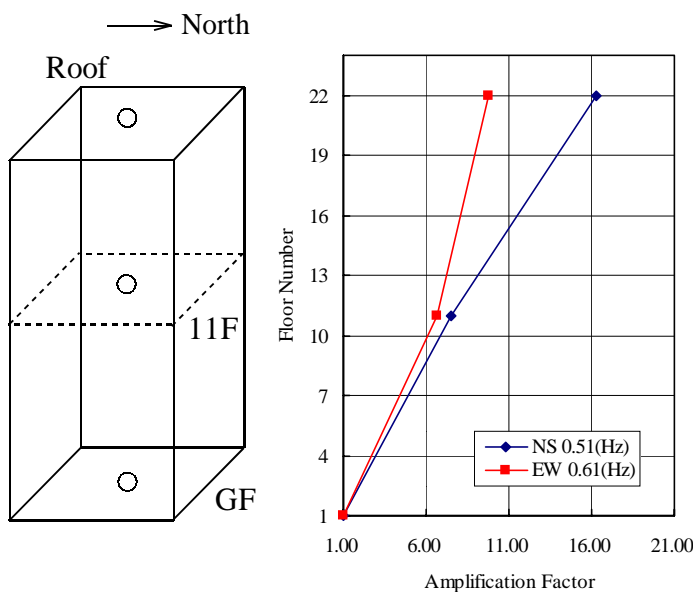


Fig.3 Measured points on each floor and vibration mode

Predominant Frequencies

Statistic value

$$F = (10 \sim 16)/N$$

$$= 0.45 \sim 0.73(\text{Hz})$$

Measured value

NS component $F=0.51(\text{Hz})$
 EW component $F=0.61(\text{Hz})$

F: Frequency (Hz)

N: Number of stories (Floor)