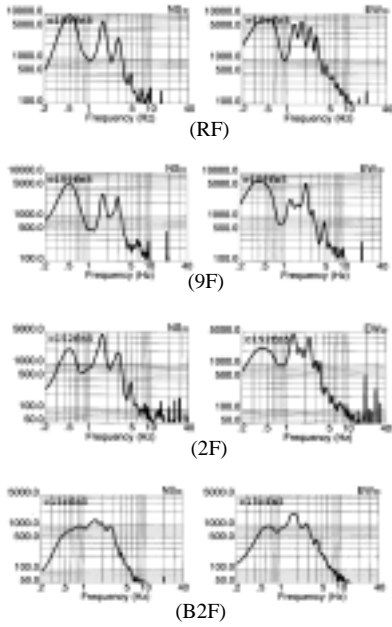


Preliminary Report of Microtremor Measurement on C11-151 Building

Date of measurement : July 22nd, 2001

- Fourier Spectrum of North Point -



- Fourier Spectrum of South Point -


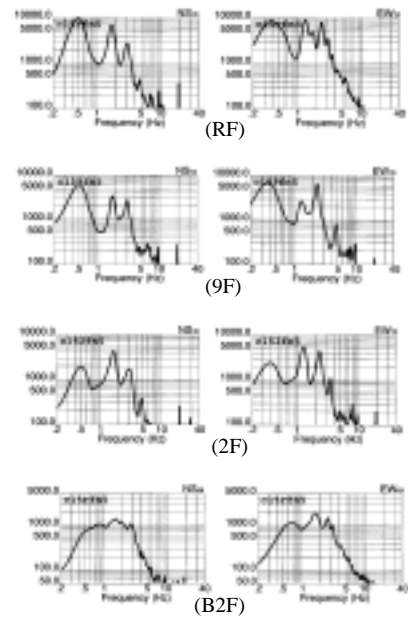


Fig.1 External appearance of measured building

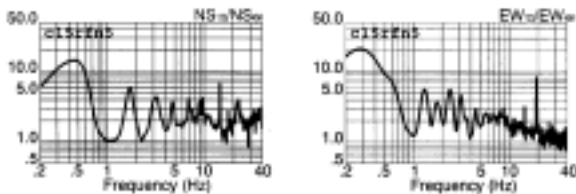


Fig.2 Estimated quasi-transfer spectrum of north point on the roof

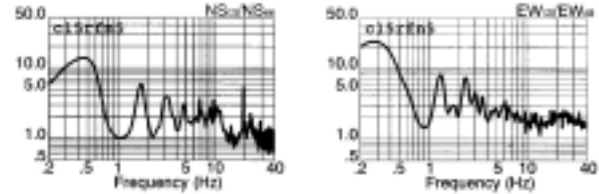


Fig.3 Estimated quasi-transfer spectrum of south point on the roof

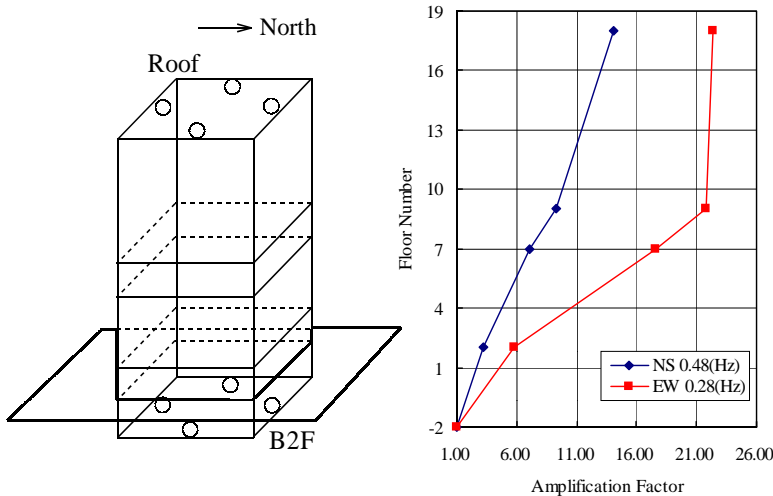


Fig.4 Measurement points on each floor and vibration mode

Predominant Frequencies

Statistic value

$$F = (10 \sim 16)/N = 0.56 \sim 0.89(\text{Hz})$$

Measurement value

NS component $F=0.48(\text{Hz})$
EW component $F=0.28(\text{Hz})$

F: Frequency (Hz)

N: Number of stories (Floor)